



OPERATING ROOM INSTRUMENTS



Four Basic Categories


1. Retracting and exposing
2. Cutting and dissecting
3. Clamping and Occluding
4. Grasping and Holding



Miscellaneous instruments

Retracting And Exposing

- Army Navy Retractor
 - Manual retractor used to retract shallow incision



Retracting And Exposing

- Richardson retractor
 - Manual retractor used to retract deep incisions



Retracting And Exposing

- Deaver retractor
 - Manual retractor used to retract deep incision



Retracting And Exposing

- Balfour retractor
 - Self retaining retractor used to retract large incision



Retracting And Exposing

- Malleable or Ribbon retractor
 - Self retaining/moldable retractor used to retract deep incisions



Retracting And Exposing

- Weitlaner Retractor
 - Self retaining retractor used to retract skin, fascia, or shallow incisions





Cutting and Dissecting

- Knife Handles and Blades



Cutting and Dissecting

- The scalpel is held with thumb, middle and ring finger while index finger is placed on the upper edge to guide the scalpel
- Long gentle cutting strokes are less traumatic vs, short strokes
- The scalpel should never be used in a stabbing motion



Cutting and Dissecting

- Curve Mayo Scissor (MAYO)
 - Used to cut HEAVY tissue (fascia, muscle, breast)



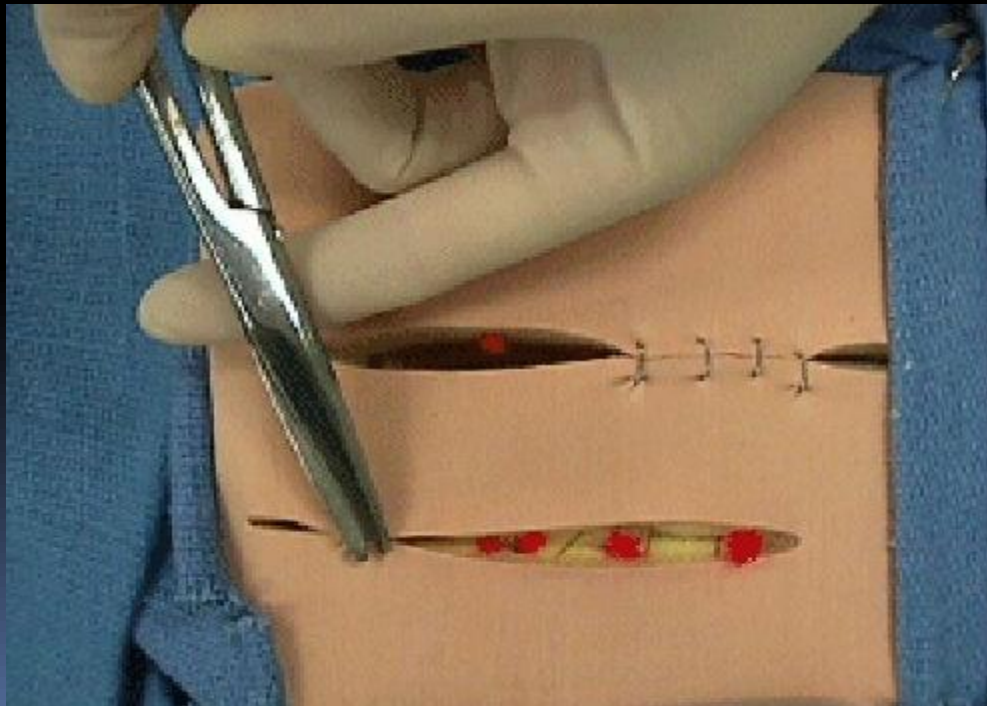
Cutting and Dissecting

- Metzenbaum Scissor (METZ)
 - For MORE DELICATE tissues,;have a longer handle



Cutting and Dissecting

- Straight Mayo Scissor (MAYO)
 - Used to cut sutures and medical supplies (micropore, OS)



Cutting and Dissecting

- Bandage scissors
 - for cutting of bandages and dressing



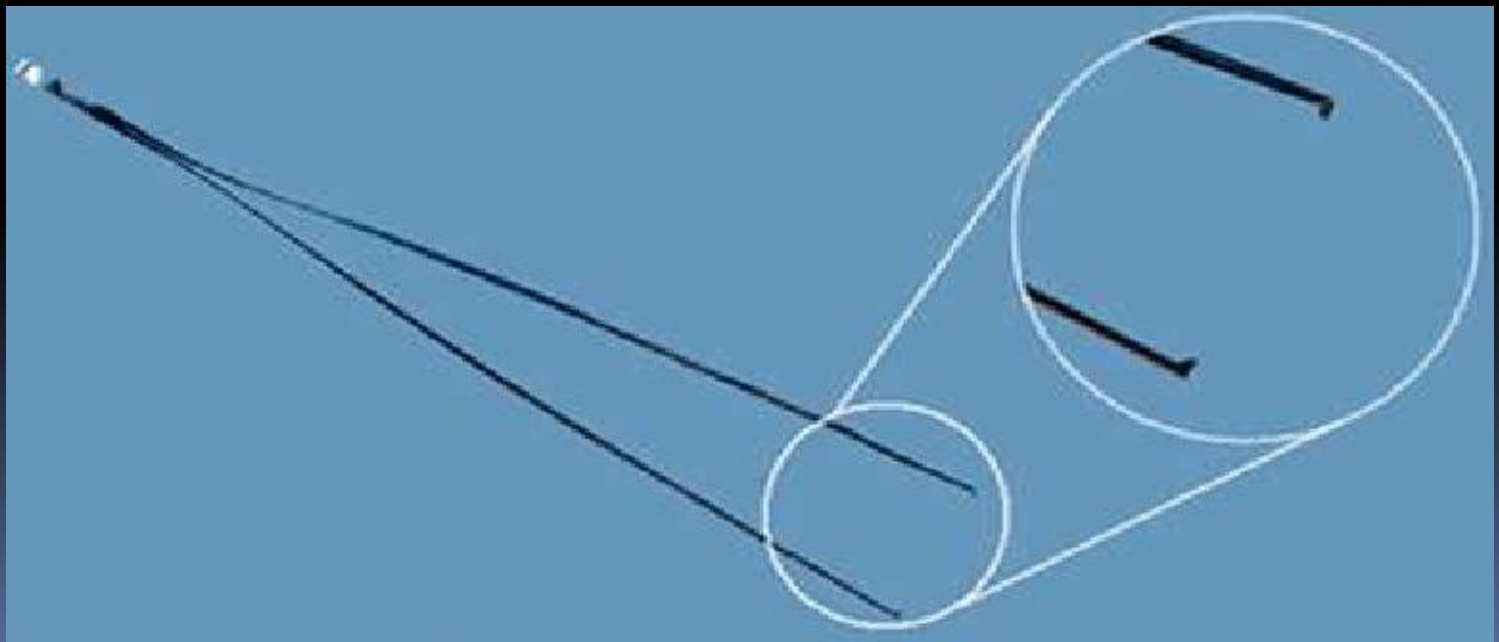
Holding Scissors

- Thumb and ring finger inserted into the rings, while index and middle finger are used to guide the instrument. Instrument should remain at the tips of the finger for maximum control



Grasping and Holding

- Tissue forceps with teeth (TOOTHED FORCEPS)
 - For holding tissue without slipping; for holding hard tissue



Grasping and Holding

- Tissue forceps without teeth (THUMB FORCEPS)
 - For grasping delicate or soft tissue




Grasping and Holding

- Debaquey forceps
 - For grasping delicate or soft tissue in deep incisions; long forceps



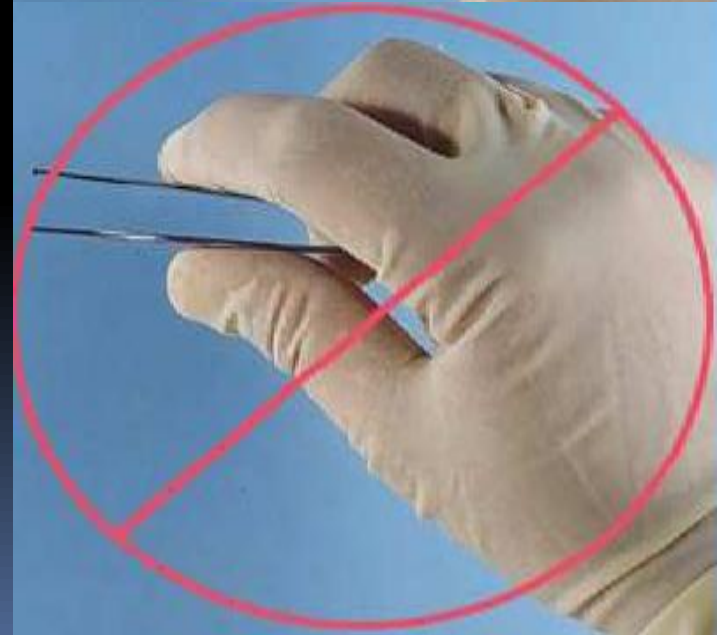
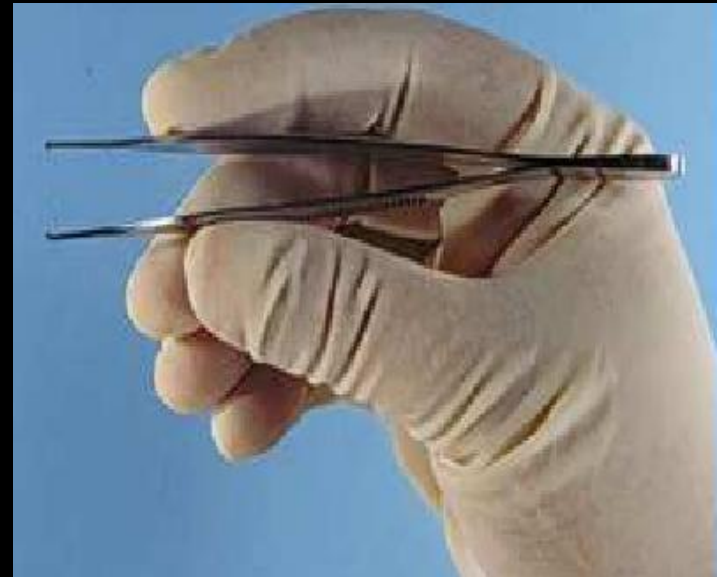
Grasping and Holding

- Adson forcep
 - With small serrated teeth
 - For light delicate handling of tissue



Holding Forceps

- Hold forceps like a pencil
- They are NOT tweezers



Grasping and Holding

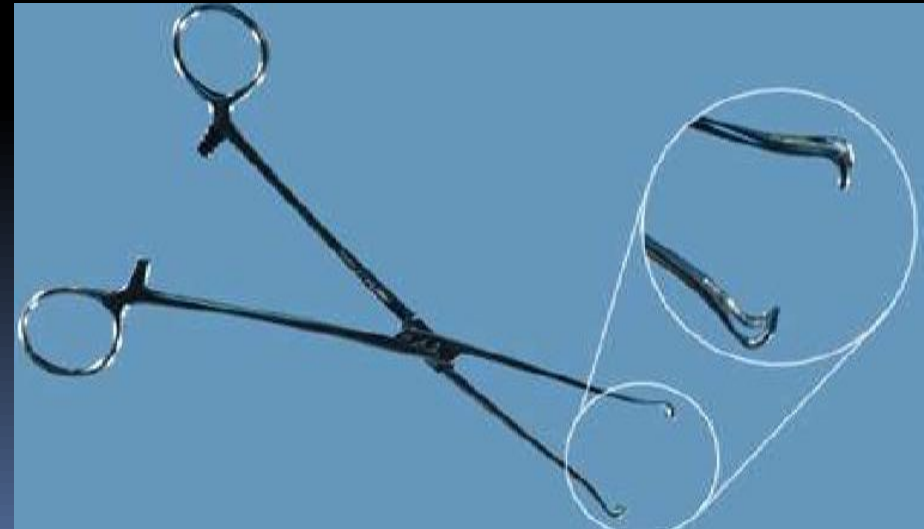


- Allis forcep
 - Short teeth for grasping and holding bowel or tissue
 - Slightly traumatic, used to hold intestines, fascia and/or skin.
 - LOCKING



Grasping and Holding

- Babcock forcep
 - More delicate vs Allis, less traumatic
 - Broad ends with SMOOTH tips
 - For atraumatic grasping of viscera (eg. bowel, bladder)



Grasping and Holding



- Mixer forcep
 - For more delicate structures (blood vessels, small ducts)
 - Fine tip, with serrated grip
 - Used to dissect soft tissue and isolate delicate structures



Grasping and Holding

- Towel forcep
 - Used to clamp towels and linens; also to secure cautery wire and suction tubes



Clamping and Occluding

- Mosquito forceps
 - To clamp or occlude small blood vessels



Clamping and Occluding

- Curve Kelly forcep
 - Used to ligate tube-like structures (eg. large vessels, ducts)



Clamping and Occluding

- Straight Kelly forcep
 - Used to clamp shallow incision (appose fascia, peritoneum)



Clamping and Occluding

- Needle Holder





Suturing Set

- Knife Handle
 - Needle Holder
 - Mayo
 - Toothed Pick-Up
 - Mosquito Clamp
 - Straight Kelly
- 